

United Arab Emirates

Statistical Country Profile



Edition 08/2024

Publication date: 05 August 2024

Contact us: www.destatis.de/contact
Phone: +49 611 75 2405

Contents

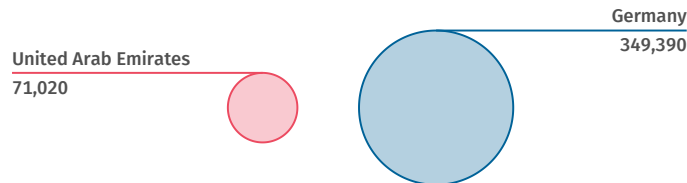
| | |
|--|----|
| General information | 3 |
| Economy and finance | 3 |
| Population | 5 |
| Health | 7 |
| Education | 7 |
| Labour force | 7 |
| Living conditions | 9 |
| Manufacturing | 9 |
| Agriculture and forestry | 9 |
| Foreign trade | 10 |
| Transport | 12 |
| Environment and energy | 12 |
| Science, research and technology | 13 |
| Sources | 13 |



General information

| | | |
|----------------------------------|------------------------------------|-------------------------------|
| Capital city Abu Dhabi | Official language Arabic | Currency UEA Dirham |
|----------------------------------|------------------------------------|-------------------------------|

Land area in relation to Germany km²



Source: WB-WDI



Economy and finance

Gross domestic product
(GDP), total

bn US\$

504

(2023)

Source: IMF-WEO

GDP,
real change

% since 2000

+131

(2023)

Source: IMF-WEO*

GDP
per capita

US\$

51,909

(2023)

Source: IMF-WEO

GDP
per capita

internat. US\$

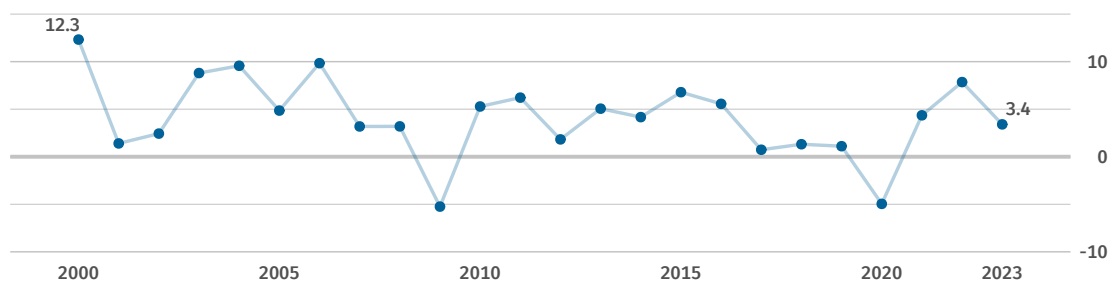
92,074

(2023)

Source: IMF-WEO

Gross domestic product, real change

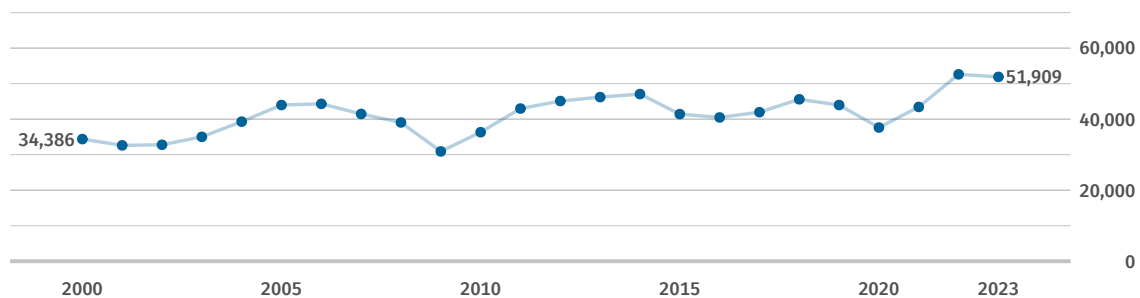
% on previous year



Source: IMF-WEO

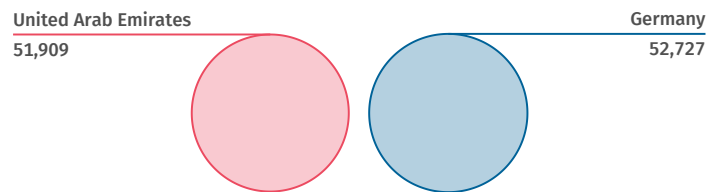
Gross domestic product per capita

US\$



Source: IMF-WEO

Gross domestic product per capita in relation to Germany, 2023 US\$



Source: IMF-WEO

Inflation rate
(change of consumer
price index)
% on previous year

+4.8
(2022)

Source: IMF-IFS

General government
gross debt

% of GDP
30.9
(2023)

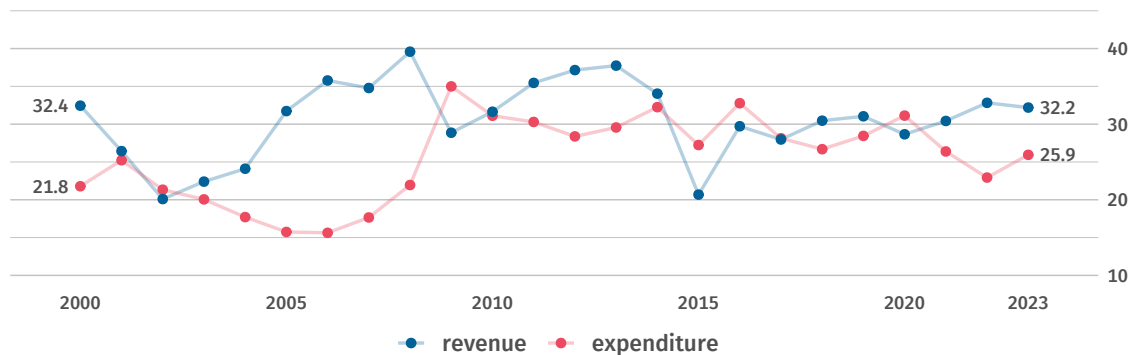
Source: IMF-WEO

General government
net lending / borrowing

% of GDP
+6.2
(2023)

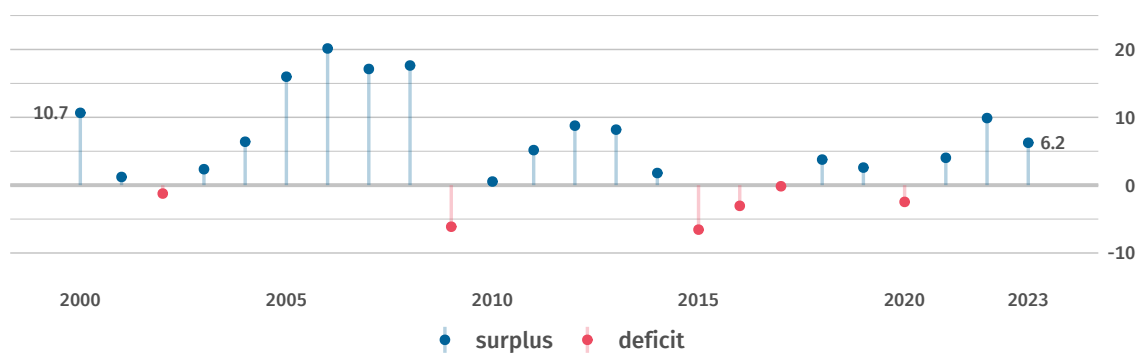
Source: IMF-WEO

General government revenue and expenditure % of GDP



Source: IMF-WEO

General government net lending / borrowing % of GDP



Source: IMF-WEO

Foreign direct investment (FDI):
inward stocks

bn US\$

194

(2022)

Source: UNCTAD

Foreign direct investment (FDI):
outward stocks

bn US\$

240

(2022)

Source: UNCTAD

Foreign direct investment (FDI):
net flow, inward

bn US\$

23

(2022)

Source: UNCTAD

Foreign direct investment (FDI):
net flow, outward

bn US\$

25

(2022)

Source: UNCTAD



Population

Population
total

1,000

9,517

(2023)

Source: WB-WDI

Population
density

inhabitants per km²

132

(2021)

Source: WB-WDI

Life expectancy
at birth (women)

years

81.4

(2022)

Source: WB-WDI

Life expectancy
at birth (men)

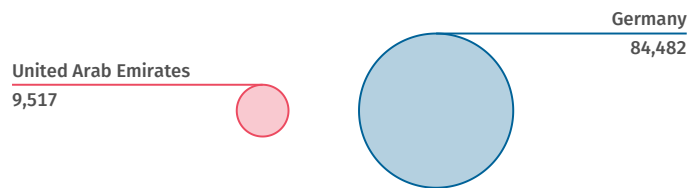
years

77.7

(2022)

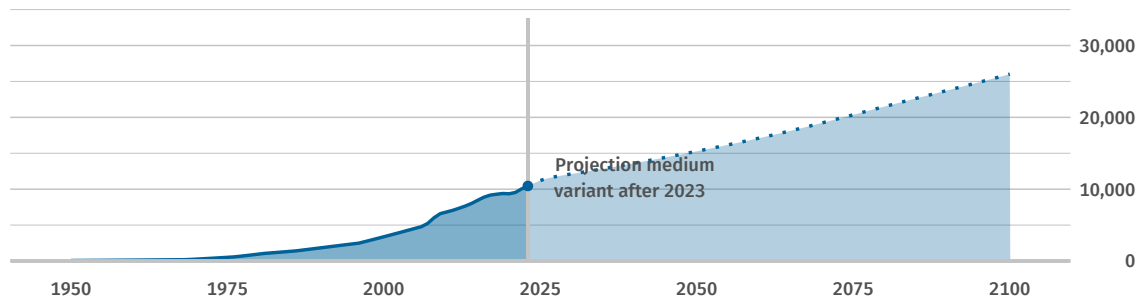
Source: WB-WDI

Population in relation to Germany, 2023 1,000



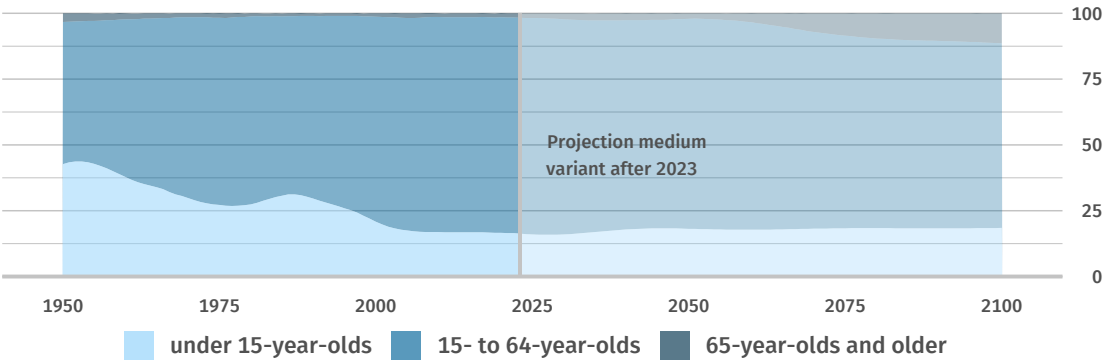
Source: WB-WDI

Population 1,000



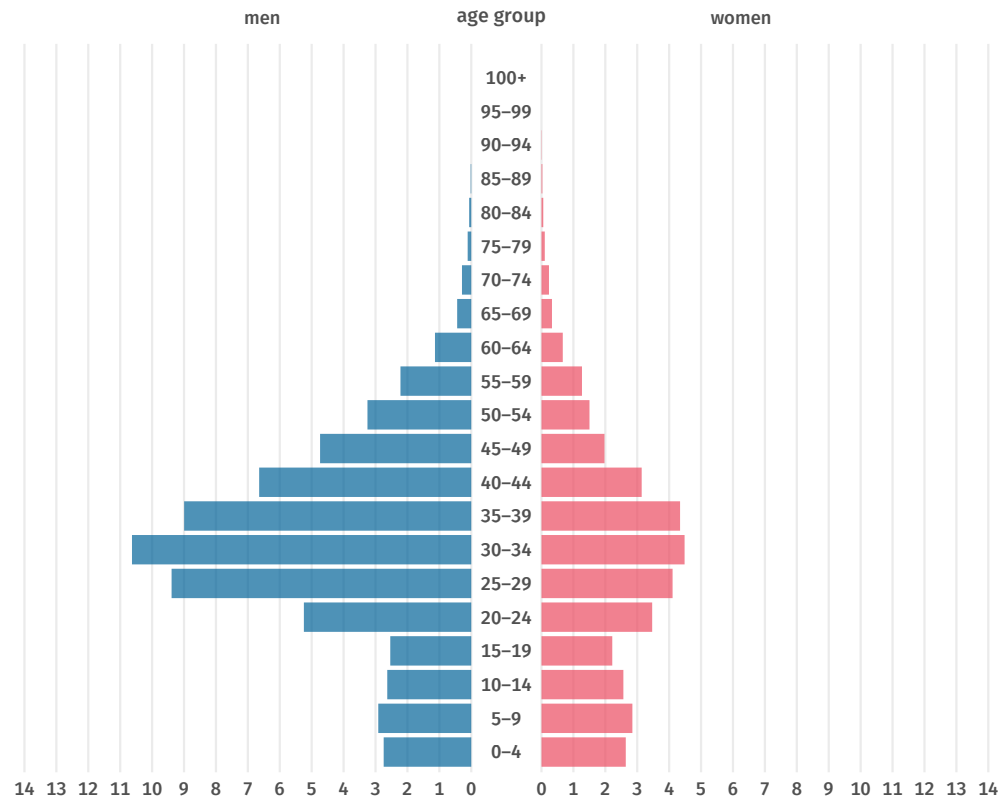
Source: UN-POP

Population by age group
proportion, %



Source: UN-POP

Population pyramid, 2023
% of total population



Source: UN-POP



Health

| | | | |
|--|--|---|--|
| Practising physicians per 1,000 inhabitants 2.9 (2021) Source: WHO | Hospital beds per 1,000 inhabitants 2.0 (2021) Source: WHO | Prevalence of raised blood pressure % 33.3 (2019) Source: WHO | Prevalence of obesity (BMI >= 30) % 32.1 (2022) Source: WHO |
|--|--|---|--|



Education

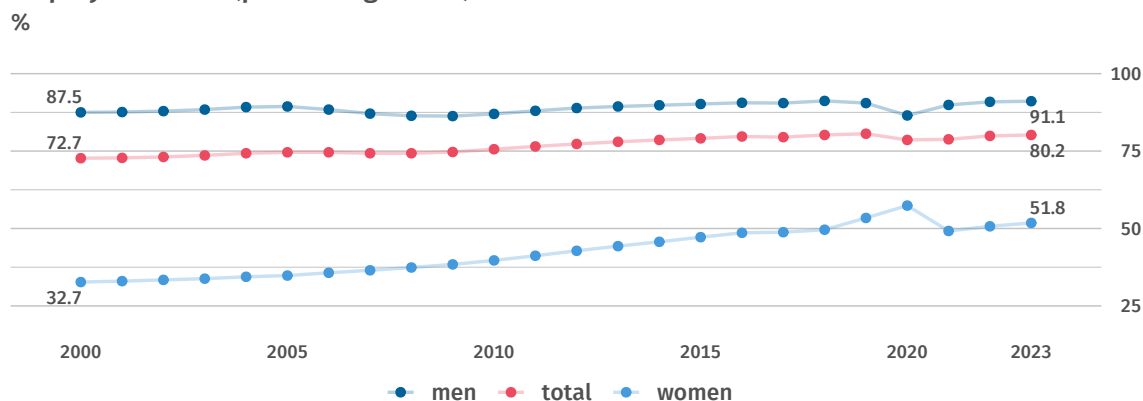
| | | | |
|--|---|--|--|
| Government expenditure on education % of GDP 3.9 (2020) Source: UNESCO | Pupil-teacher ratio (primary education) number 18.8 (2020) Source: UNESCO | Pupil-teacher ratio (secondary education) number 9.6 (2020) Source: UNESCO | Students (tertiary education) per 100,000 inhabitants 3,026 (2019) Source: UNESCO* |
|--|---|--|--|



Labour force

| | | | |
|--|--|--|---|
| Employment rate (persons aged 15+) % 80.2 (2023) Source: ILOSTAT | Labour force (persons aged 15+) 1,000 6,668 (2023) Source: ILOSTAT | Labour force participation rate (persons aged 15+) % 82.6 (2023) Source: ILOSTAT | Self-employment (persons aged 15+) % 4.5 (2022) Source: ILOSTAT |
|--|--|--|---|

Employment rate (persons aged 15+)



Employment and gross value added by sector, 2021

%

Employment



Gross value added



agriculture, forestry, fisheries industry services not specified

Source for employment: ILOSTAT
Source for gross value added: UNSD

Unemployment rate
(persons aged 15+)

%

3.0

(2023)

Source: ILOSTAT

Unemployment rate
(persons aged 15 to 24)

%

9.8

(2023)

Source: ILOSTAT

Long-term unemployment rate
(persons aged 15+)

% of unemployed persons

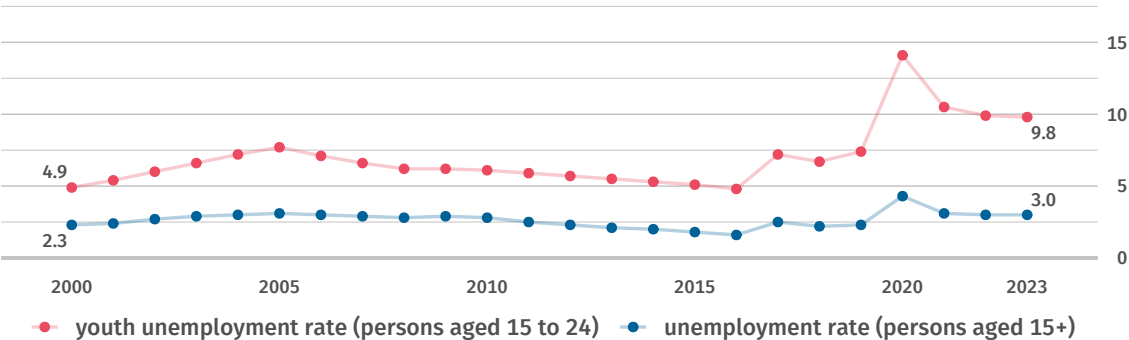
45.4

(2020)

Source: ILOSTAT

Unemployment rate and youth unemployment rate

%



— youth unemployment rate (persons aged 15 to 24) — unemployment rate (persons aged 15+)

Source: ILOSTAT



Living conditions

Human Development
Index (HDI)

value (0 low to 1 high)

0.937

(2022)

Source: UNDP

Human Development
Index (HDI)

rank (of 193 countries)

17

(2022)

Source: UNDP

Income distribution:
Gini coefficient

value (0 to 100; 0=equal distribution)

26.0

(2018)

Source: WB-WDI



Manufacturing

Index of industrial production
2010=100

No data

Source: IMF-IFS



Agriculture and forestry

Change in agricultural
production

% since 2000

-33

(2021)

Source: FAO*

Agricultural
land

% of land area

5.5

(2021)

Source: FAO*

Forest
area

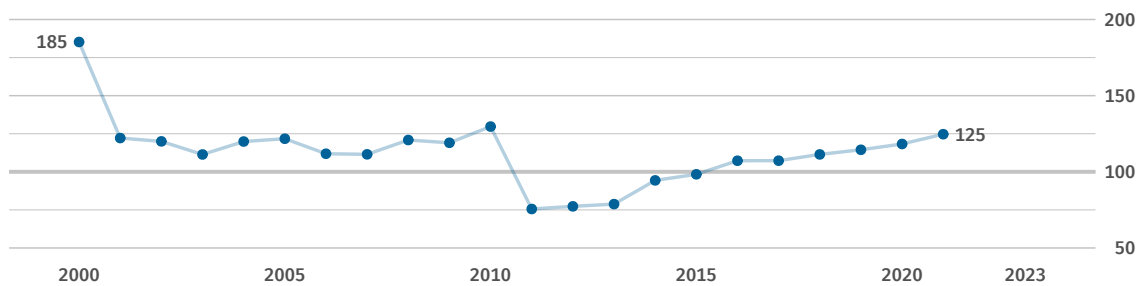
% of land area

4.5

(2021)

Source: FAO*

Index of agricultural production
2014 to 2016 = 100



Source: FAO



Foreign trade

Export of goods

bn US\$

516

(2022)

Source: UN Comtrade

Import of goods

bn US\$

420

(2022)

Source: UN Comtrade

Trade balance, goods

bn US\$

+95

(2022)

Source: UN Comtrade*

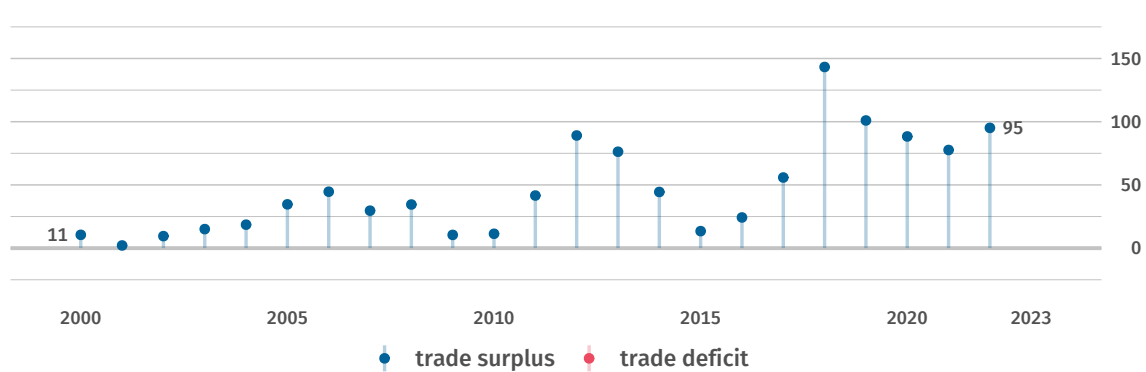
Export and import of goods

bn US\$



Foreign trade balance

bn US\$



Goods exported to Germany

mn US\$

1,357

(2022)

Source: UN Comtrade

Goods exported to Germany

% of all goods exported

0.3

(2022)

Source: UN Comtrade*

Goods imported from Germany

mn US\$

8,512

(2022)

Source: UN Comtrade

Goods imported from Germany

% of all goods imported

2.0

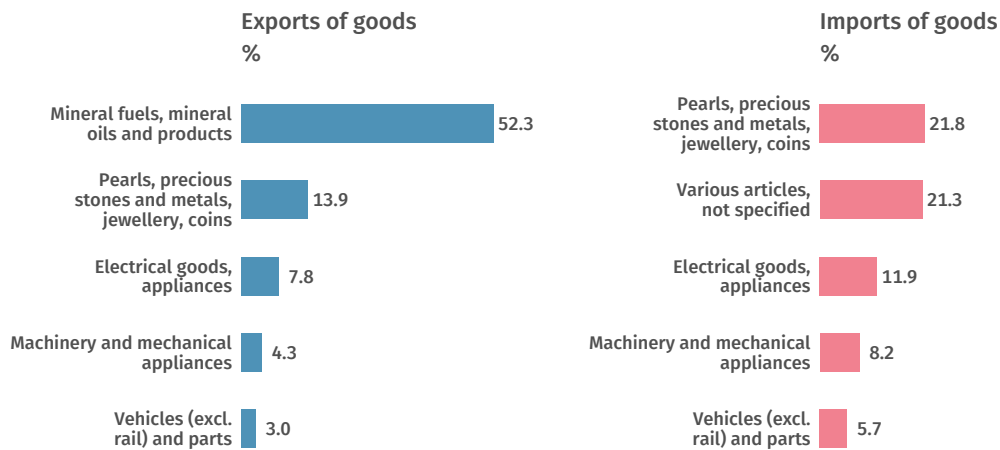
(2022)

Source: UN Comtrade*

Main trading partners, 2022



Main commodities traded, 2022



Source: UN Comtrade*

Classification of commodities: Harmonized Commodity Description and Coding Systems (HS2).



Transport

Passenger cars
per 1,000 inhabitants

320

(2020)

Source: OICA*

Total rail network
km per 1 mn inhabitants

30

(2021)

Source: WB-WDI*

Air transport, passengers
per 1,000 inhabitants

3,035

(2021)

Source: WB-WDI*

Pump price for gasoline in relation to Germany US\$ per litre



Source: GPP, 2024-07-29



Environment and energy

Carbon dioxide
emissions
tonnes per capita

21.7

(2022)

Source: EDGAR

Total primary
energy supply
kg oil equivalent per capita

7,976

(2014)

Source: WB-WDI

Gross electricity
consumption
kWh per capita

11,563

(2014)

Source: WB-WDI

Renewable
energy
% of total final energy
consumption

1.0


(2021)

Source: WB-WDI

Carbon dioxide emissions in relation to Germany, 2022 tonnes per capita

United Arab Emirates

21.7



Germany

8.2

Source: EDGAR



Science, research and technology

Gross domestic
expenditure on R&D
% of GDP

1.3

(2018)

Source: UNESCO

Researchers

per 1 mn inhabitants

2,379

(2018)

Source: UNESCO

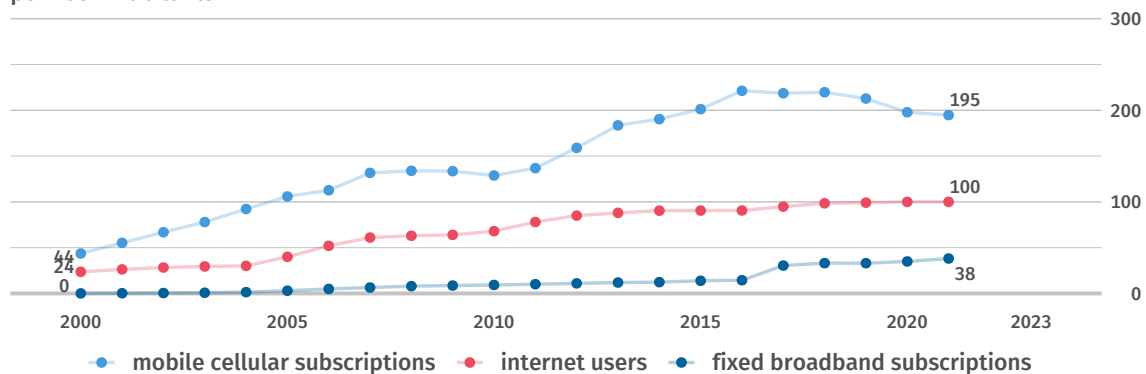
Resident patent
applications
per 1 mn inhabitants

7

(2021)

Source: WIPO

Dissemination of communication technology per 100 inhabitants



Source: ITU



Sources

| | |
|-------------|---|
| EDGAR | Emissions Database for Global Atmospheric Research, European Commission |
| FAO | United Nations, Food and Agricultural Organization |
| GPP | GlobalPetrolPrices.com |
| ILOSTAT | International Labour Organization, ILOSTAT - Database |
| IMF-IFS | International Monetary Fund, International Financial Statistics |
| IMF-WEO | International Monetary Fund, World Economic Outlook |
| ITU | United Nations, International Telecommunication Union |
| OICA | International Organization of Motor Vehicle Manufacturers |
| UN Comtrade | United Nations, Comtrade Database |
| UNCTAD | United Nations, Conference on Trade and Development |
| UNDP | United Nations Development Programme |
| UNESCO | United Nations, Educational, Scientific and Cultural Organization |
| UNPOP | United Nations, Population Division |
| UNSD | United Nations, Statistics Division |
| WB-WDI | World Bank, World Development Indicators |
| WHO | World Health Organization, Global Health Observatory |
| WIPO | World Intellectual Property Organization |

* Own calculations based on the original data source.

©nanoline icons by vuuds + Caviar-Premium Icons by Neway Lau, CreativMarket / own adaptation

Statistical country profiles on all UN Member States: www.destatis.de/countryprofiles